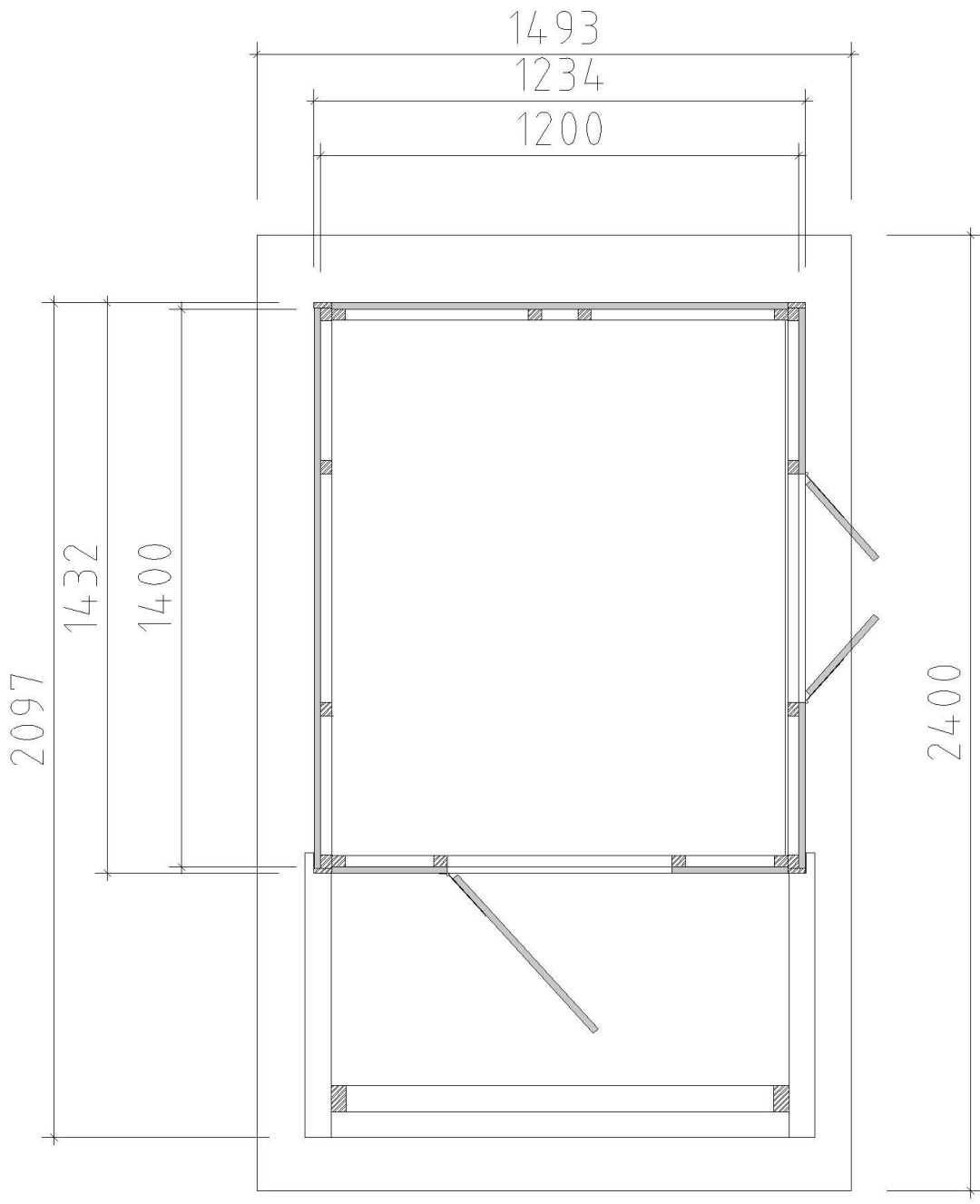
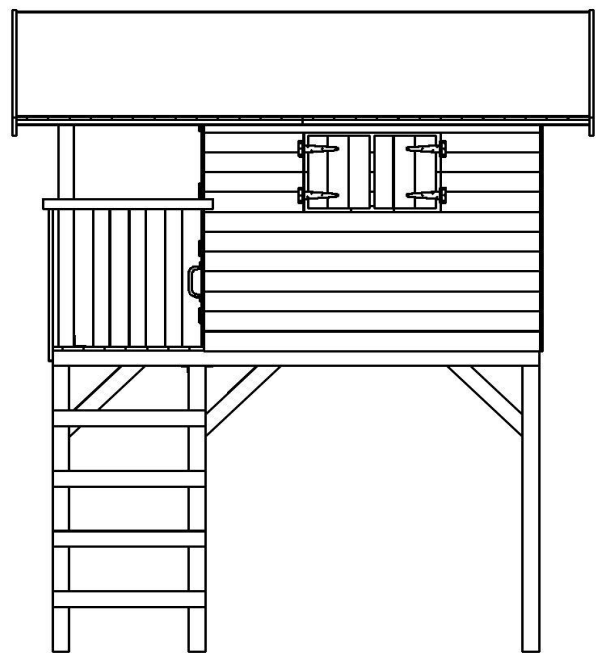
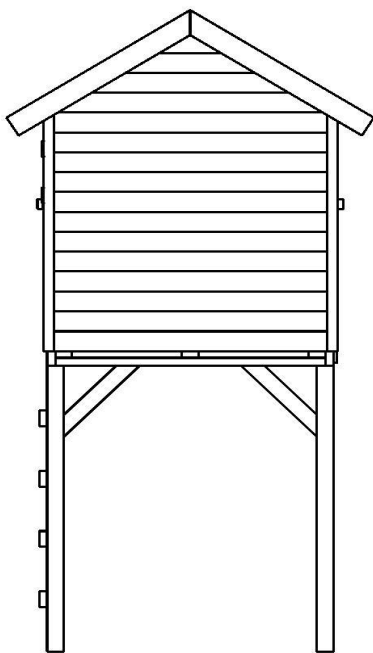
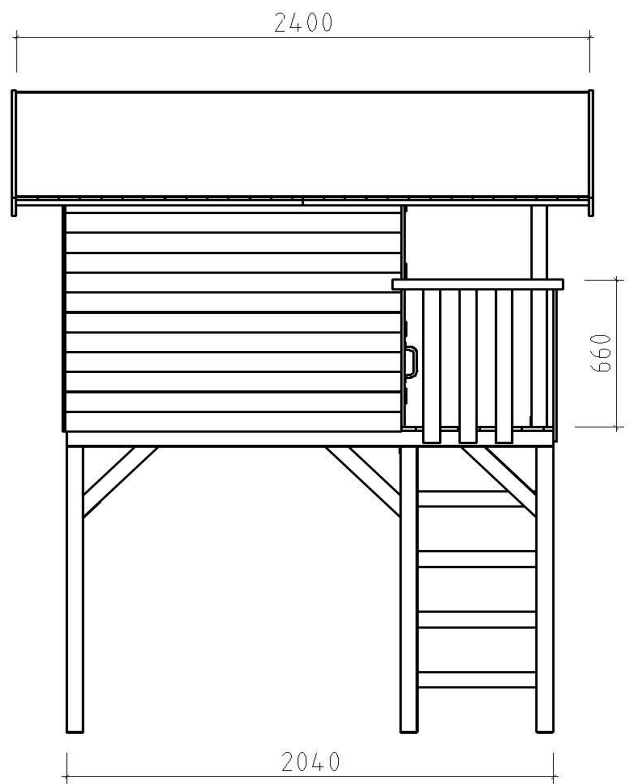
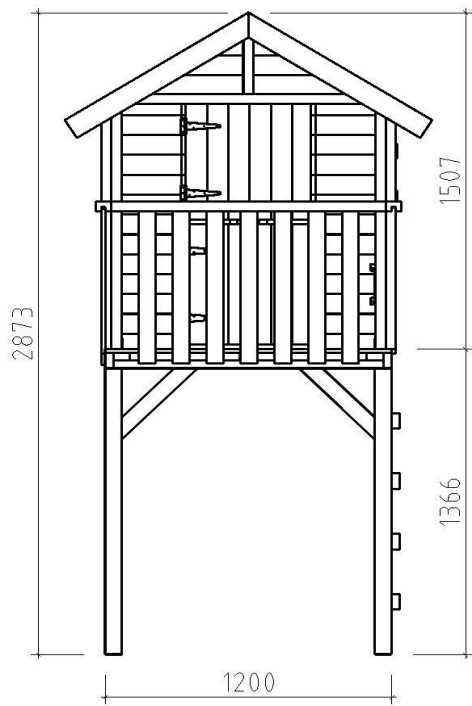
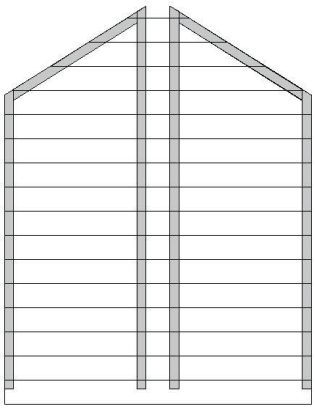
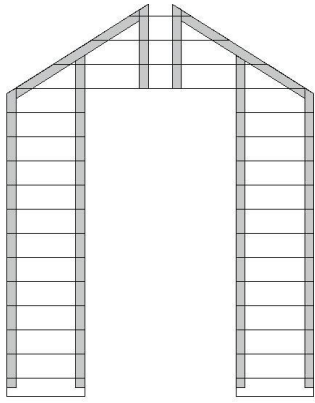
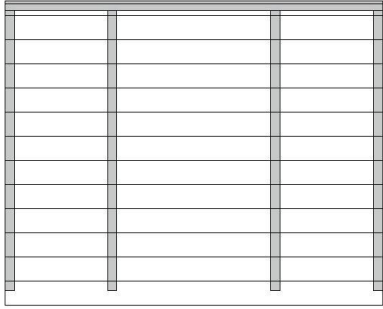


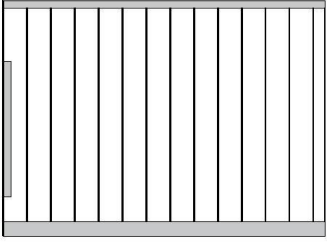

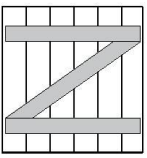
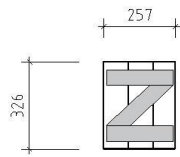



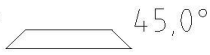






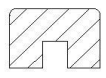

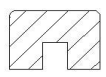

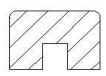




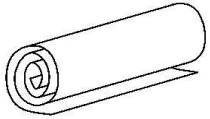
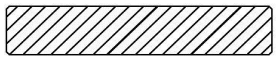
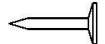



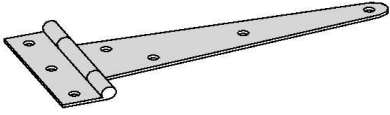

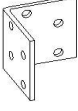


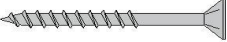




















Montážní návod - Tuindeco Voldemort





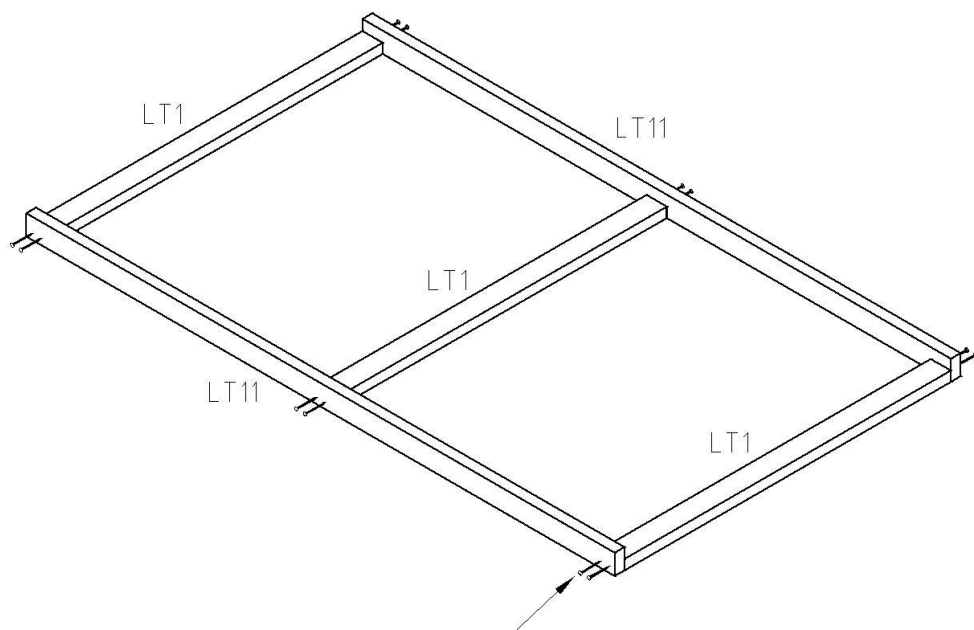
Pos	Kusovník – Specifikace	Voldemort 120x204_16	Počet	Rozměr (mm)	Délka (mm)
EL1		Zadní stěna	1	1144x1469	
EL2		Přední stěna	1	1144x1469	
EL3		Boční stěna	1	1408x1123	
EL4		Boční stěna	1	1408x1123	
FL		Podlážka	2	1018x1195	
RF1		Střecha	2	1200x870	
RF2		Střecha	2	1200x870	
DR		Dveře	2	524x539	

Pos	Kusovník – Specifikace		Voldemort 120x204_16	Počet	Rozměr (mm)	Délka (mm)	
WD			Okenice	2	257x326		
LT1		LATTEN - STUDS	Hranoly - podlážka	3	70x34	1132	
LT11		LATTEN - STUDS	Hranoly - podlážka	2	34x70	2040	
STF1		STÜTZPFÖSTE - SUPPORT POST	Hranoly - Stojky	5	70x70	1280	
STF2		STÜTZPFÖSTE - SUPPORT POST	Šikmé vzpěry	8	34x70	450	
LT19		LATTEN - STUDS	Hranol – zadní stěna	1	34x28	1144	
LT20		LATTEN - STUDS	Hranoly – čelní stěna	2	34x28	290	
LT15		LATTEN - STUDS	Hranoly – boční stěny	2	34x28	1408	
TB3		TRÄGEBALKE - SUPPORT BEAM	Nosník střechy - vodorovný	1	44x65	1151	
TB2		TRÄGEBALKE - SUPPORT BEAM	Nosník střechy - svislý	1	44x65	266	
TB1		TRÄGEBALKE - SUPPORT BEAM	Stojka – podpěra střechy	2	44x65	1097	
LE1		LEISTE - LATH	Madlo zábradlí		1	65x44	1151
LE5a		LEISTE - LATH	Madlo zábradlí		1	65x44	715
LE5b		LEISTE - LATH	Madlo zábradlí		1	65x44	715
LE2		LEISTE - LATH	Krycí lišta rohová	✓	2	45x12	1139
LE3		LEISTE - LATH	Krycí lišta rohová	✓	2	45x12	1119
LE4		LEISTE - LATH	Dveřní lišta – doraz pro umístění magnetů		2	27x27	180
RDL1		LEITER - LADDER	Stupně žebříku		4	70x34	640
GL1		GELÄNDER - HANDRAIL	Příčky zábradlí		10	70x16	700
KP-1	DACHPAPPE - ROOFING FELT	Střešní lepenka		✓		3.0m-2st	
G01-1	GIEBELBRETTER - GABLE BOARDS 18x95	Krycí lišty štítu střechy		✓	4	18x95	910
NG01	DACHPAPPNÄGEL - ROOFING NAILS 2.8x15	Lepenáče – hřebíky na lepenku			36		
GV-KP	Handle - Handgriff	Madlo k žebříku			1		
MG01	MAGNET - MAGNET				4		

Pos	Kusovník – Specifikace	Voldemort 120x204_16	Počet	Rozměr (mm)	Délka (mm)	
H02	T-SCHARNIER – T-HINGE 150mm KZN		8			
W08	Winkel – Angle bracket 30x30x25		2			
W01	Winkel – Angle bracket 40x40x40		4			
SR3 032	Schrauben – Screws 3.0x30 C3 Magnet – Magnet		8			
SR3 018	Schrauben – Screws 3.0x16 C3 Magnet – Magnet		4			
SR3 542	Schrauben – Screws 3.5x40 C3 Winkel – Angle bracket		40			
SR3 542	Schrauben – Screws 3.5x40 C3 LE4		4			
SR3 542	Schrauben – Screws 3.5x40 C3 LE2, LE3		12			
SR3 542	Schrauben – Screws 3.5x40 C3 RF1+RF2		8			
SR3 542	Schrauben – Screws 3.5x40 C3 Giebelbretter – Gable board		12			
SR4 032	Schrauben – Screws 4.0x30 C3 T-Scharnier – T-Hinge		48			
SR4 062	Schrauben – Screws 4.0x60 C3 FL		16			
SR4 062	Schrauben – Screws 4.0x60 C3 LT15, LT19, LT20		16			
SR4 062	Schrauben – Screws 4.0x60 C3 Montage der Wandelemente / Assembly of wall elements		32			
SR4 062	Schrauben – Screws 4.0x60 C3 Geländer – Handrail GL1		40			
SR4 062	Schrauben – Screws 4.0x60 C3 LE5		4			
SR4 572	Schrauben – Screws 4.5x70 C3 LT1, LT11		12			
SR4 572	Schrauben – Screws 4.5x70 C3 Leiter – Ladder RDL1		16			
SR4 572	Schrauben – Screws 4.5x70 C3 STF2		16			
SR4 572	Schrauben – Screws 4.5x70 C3 RF		14			
SR5 0102	Schrauben – Screws 5.0x100 C3 Stützpfole – Support post		8			
SR5 0102	Schrauben – Screws 5.0x100 C3 STF2		16			
SR5 0102	Schrauben – Screws 5.0x100 C3 Trägebalken – Support beam		6			
SR5 0102	Schrauben – Screws 5.0x100 C3 LE1, LE5		8			
SR5 032	Schrauben – Screws 5.0x30 C3 Handle – Handgriff		4			
		Takto označené položky upravte na potřebný rozměr, pokud je to nutné.				

Montážní návod – Voldemort 120x204-16mm

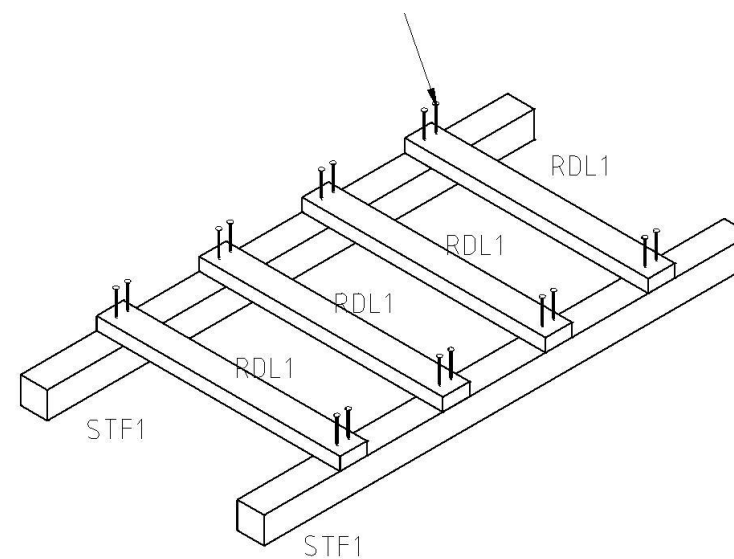
1. Rám podlážky



Vrut 4,5x70 - C3 - 12ks

2. Žebřík

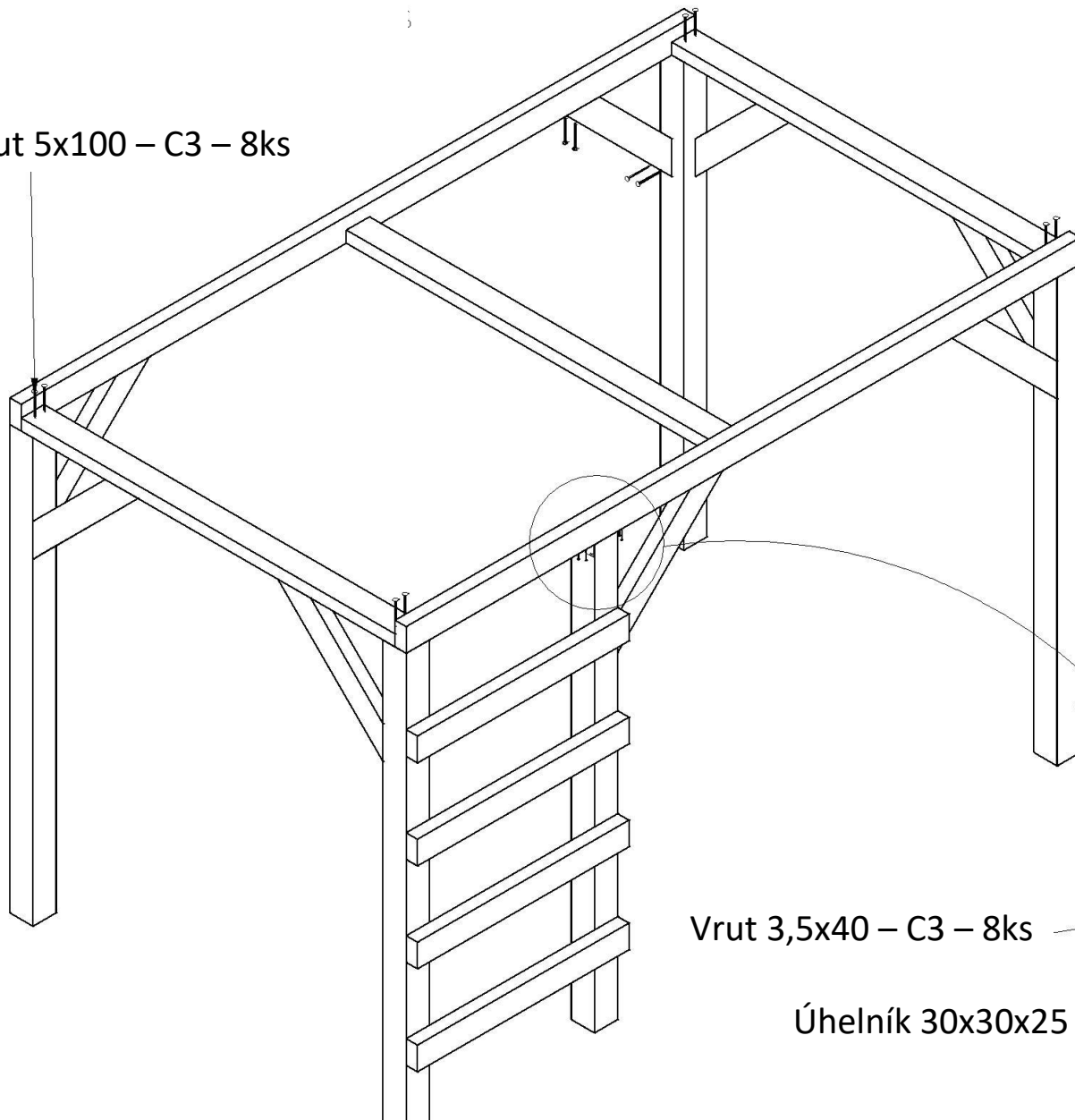
Vrut 4,5x70 - C3 - 16ks



Montážní návod – Voldemort 120x204-16mm

3. Stojky

Vrut 5x100 – C3 – 8ks

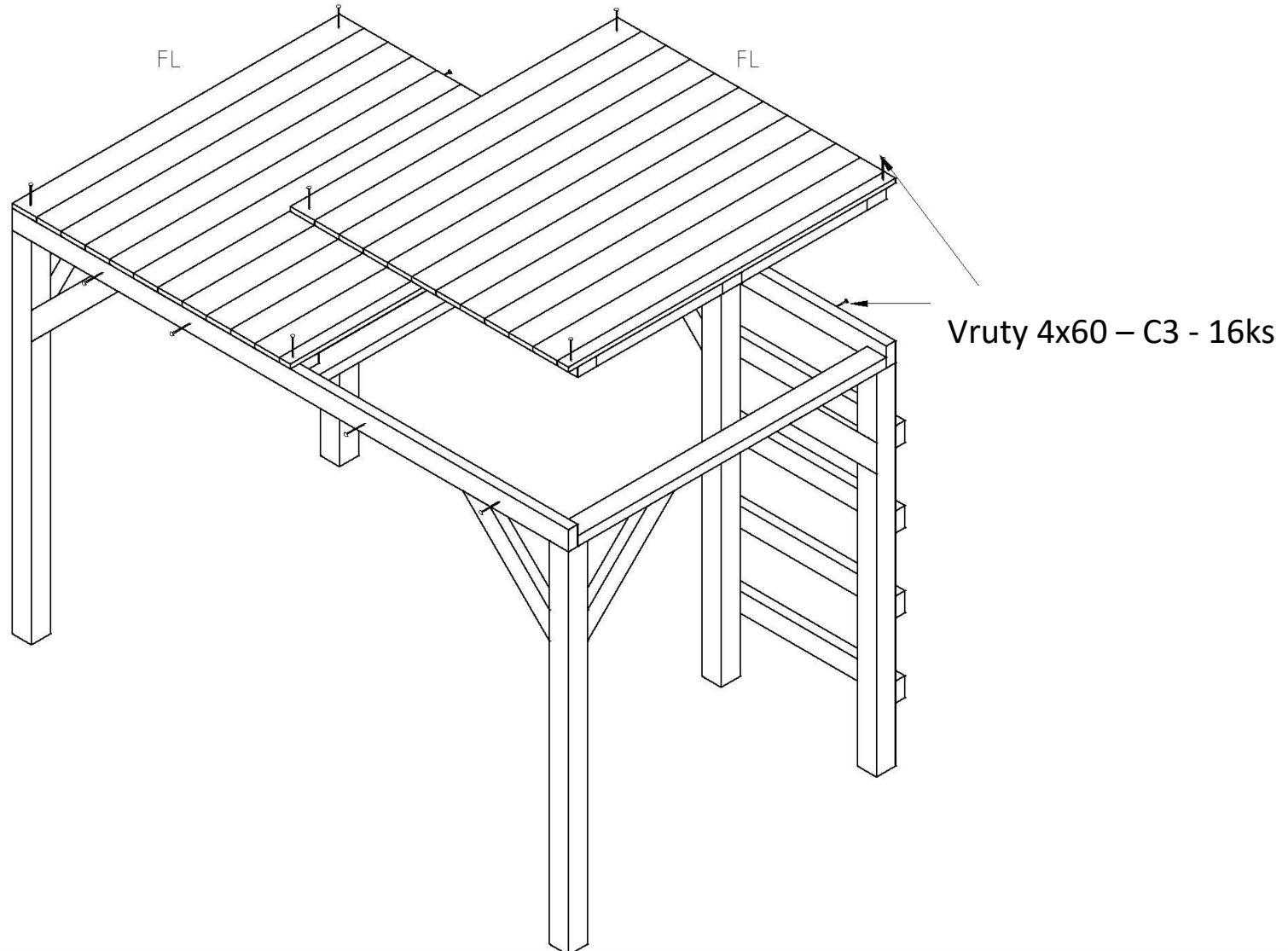


Vrut 3,5x40 – C3 – 8ks

Úhelník 30x30x25 – 2ks

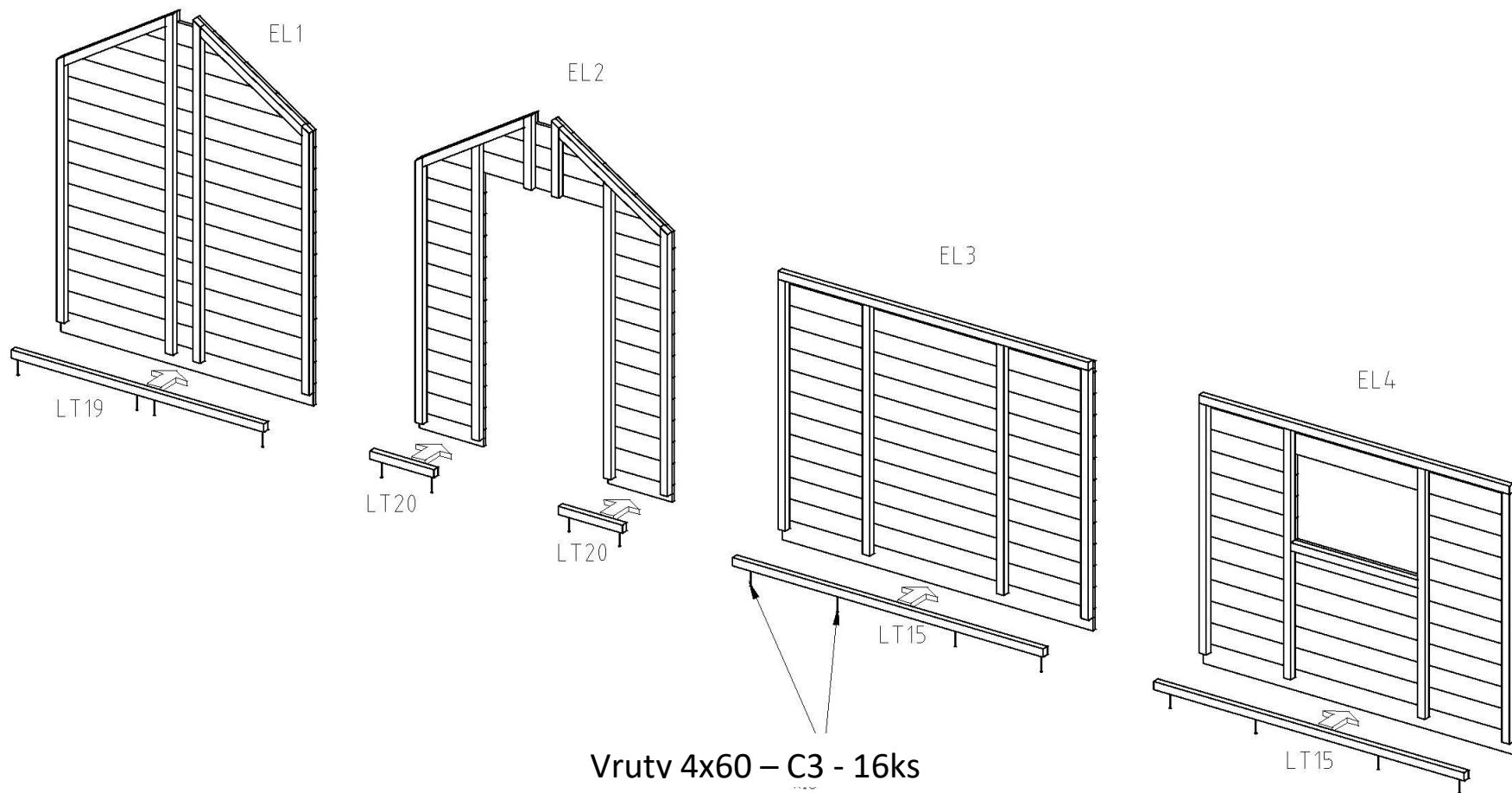
Montážní návod – Voldemort 120x204-16mm

4. Podlážky



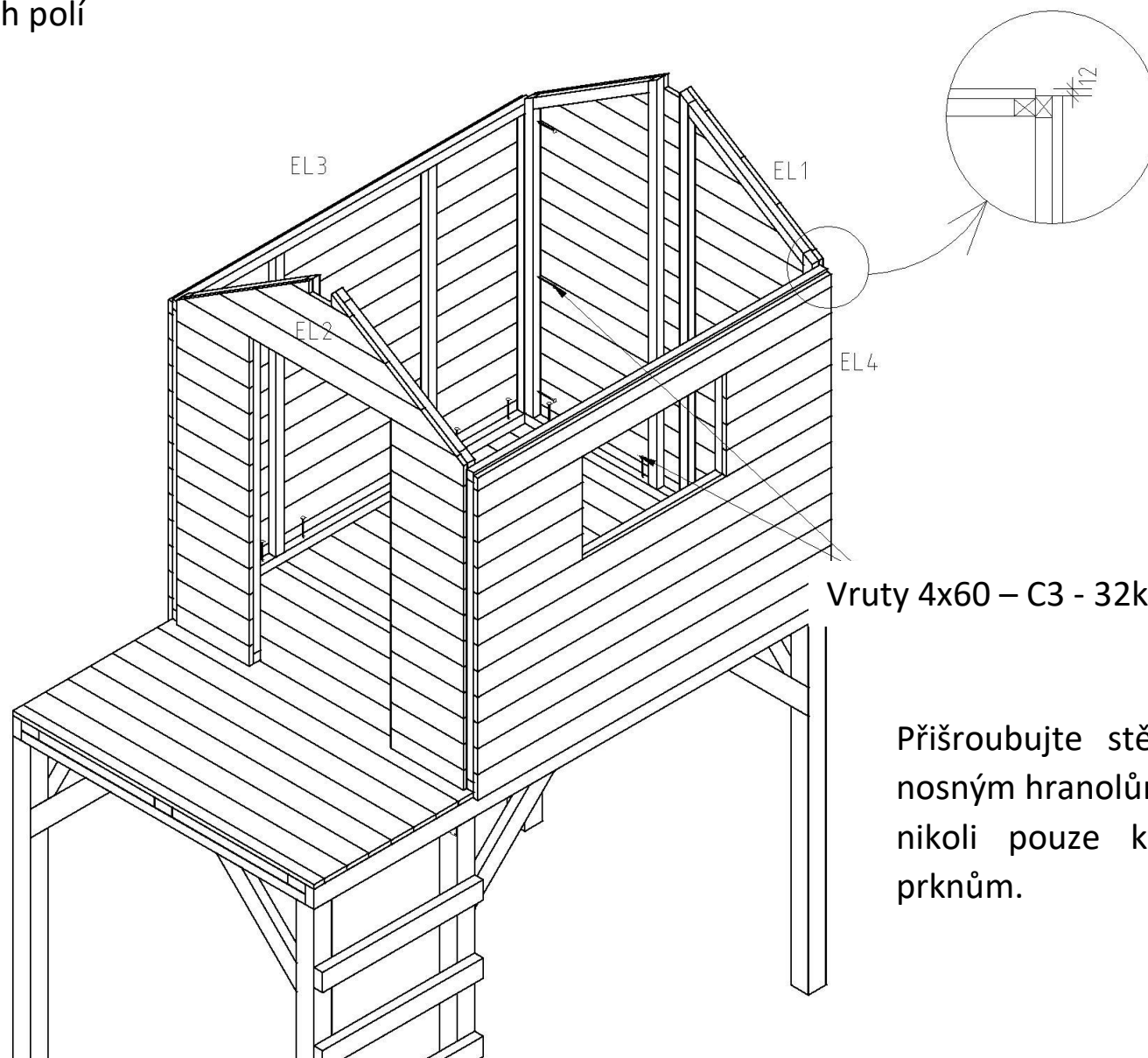
Montážní návod – Voldemort 120x204-16mm

5.1. Montáž stěnových polí



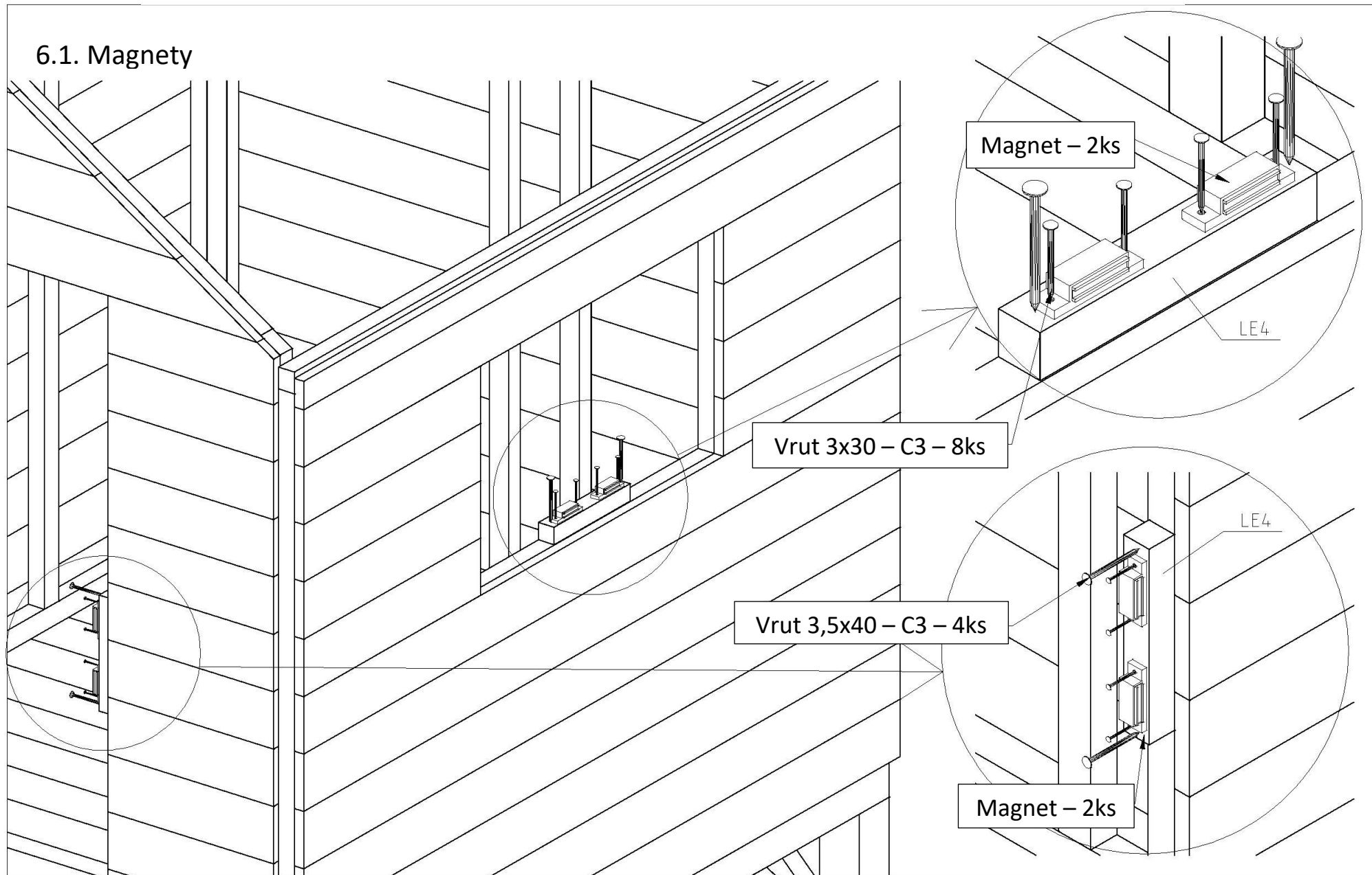
Montážní návod – Voldemort 120x204-16mm

5.2. Montáž stěnových polí



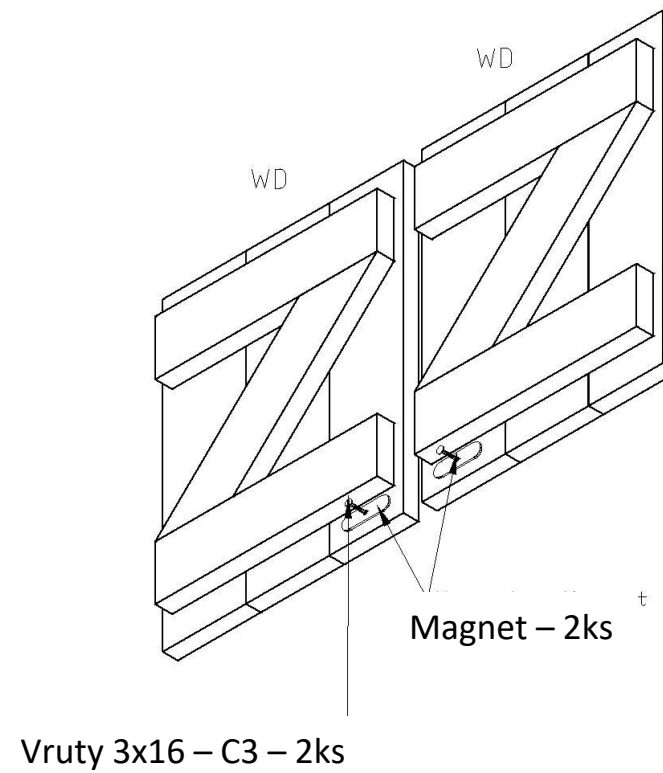
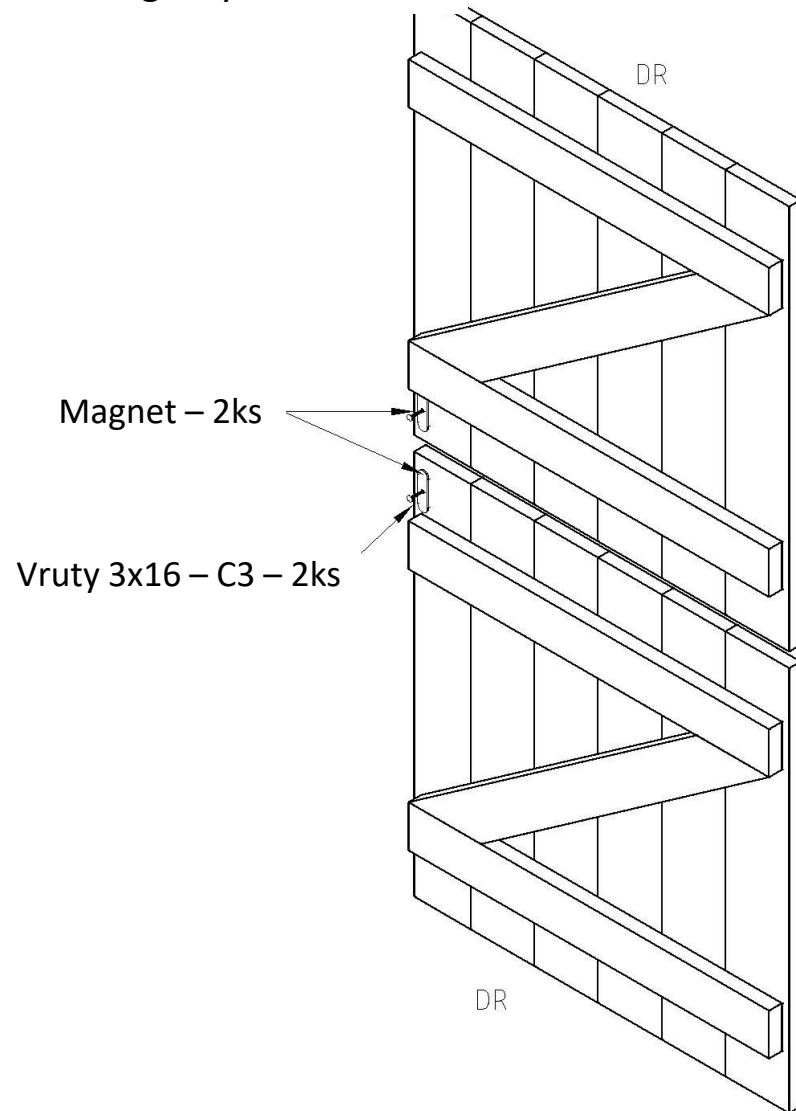
Montážní návod – Voldemort 120x204-16mm

6.1. Magnety



Montážní návod – Voldemort 120x204-16mm

6.2. Magnety



Montážní návod – Voldemort 120x204-16mm

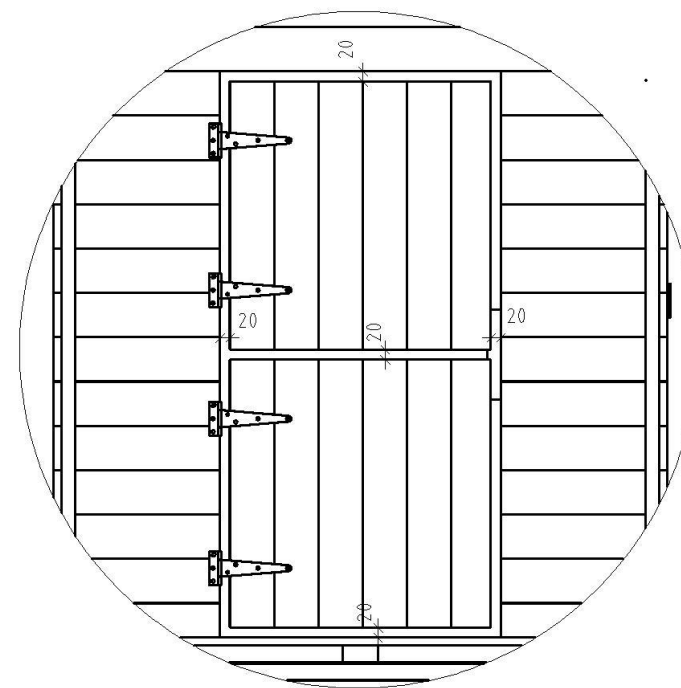
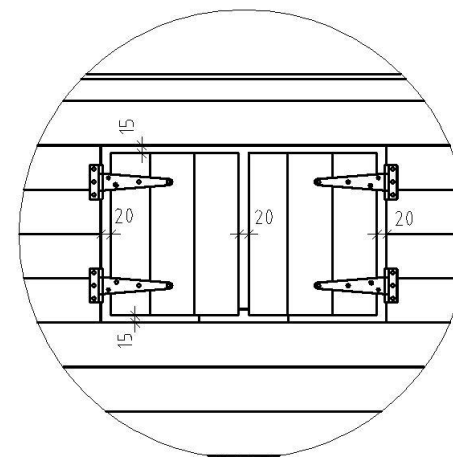
7. Dveře/Okno

Vruty 4x30 – C3 – 48ks

Křížové panty – 8ks

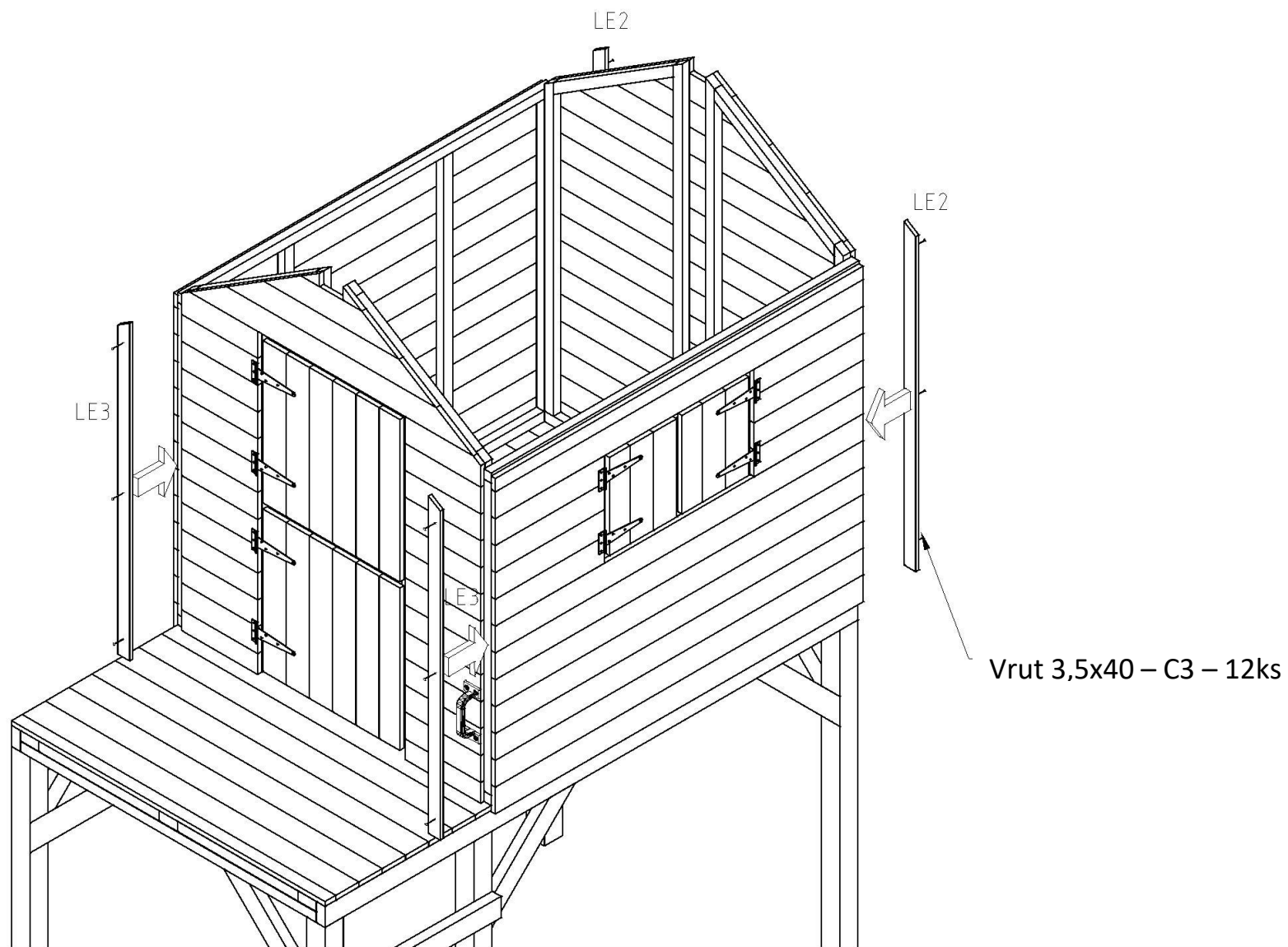
Madlo – 1ks

Vruty 5x30 – C3 – 4ks



Montážní návod – Voldemort 120x204-16mm

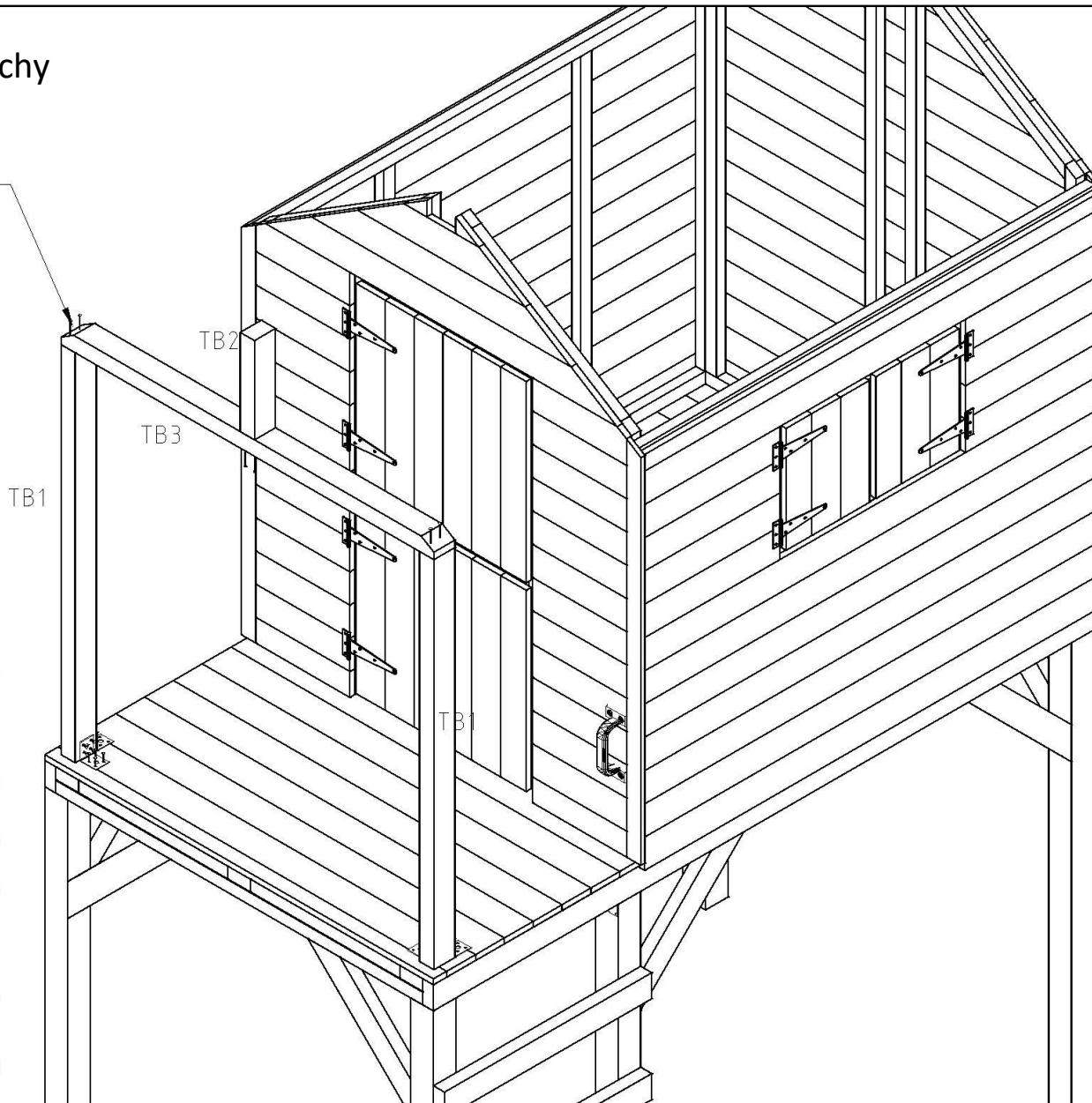
8. Olištování



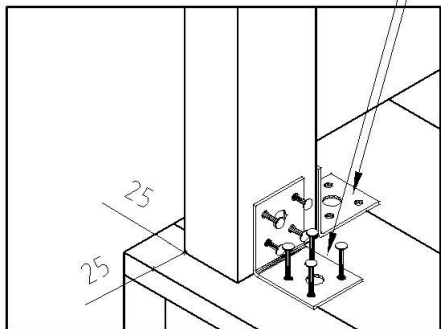
Montážní návod – Voldemort 120x204-16mm

9. Nosná konstrukce střechy

Vrut 5x100 – C3 – 6ks



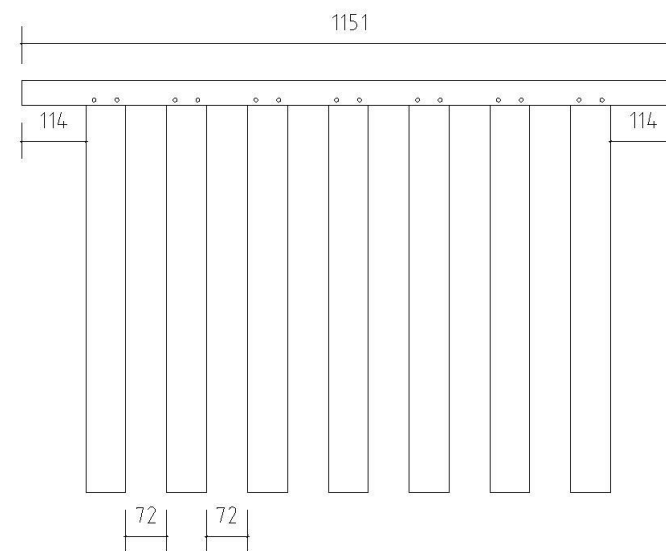
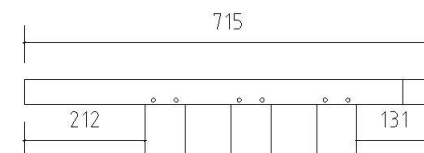
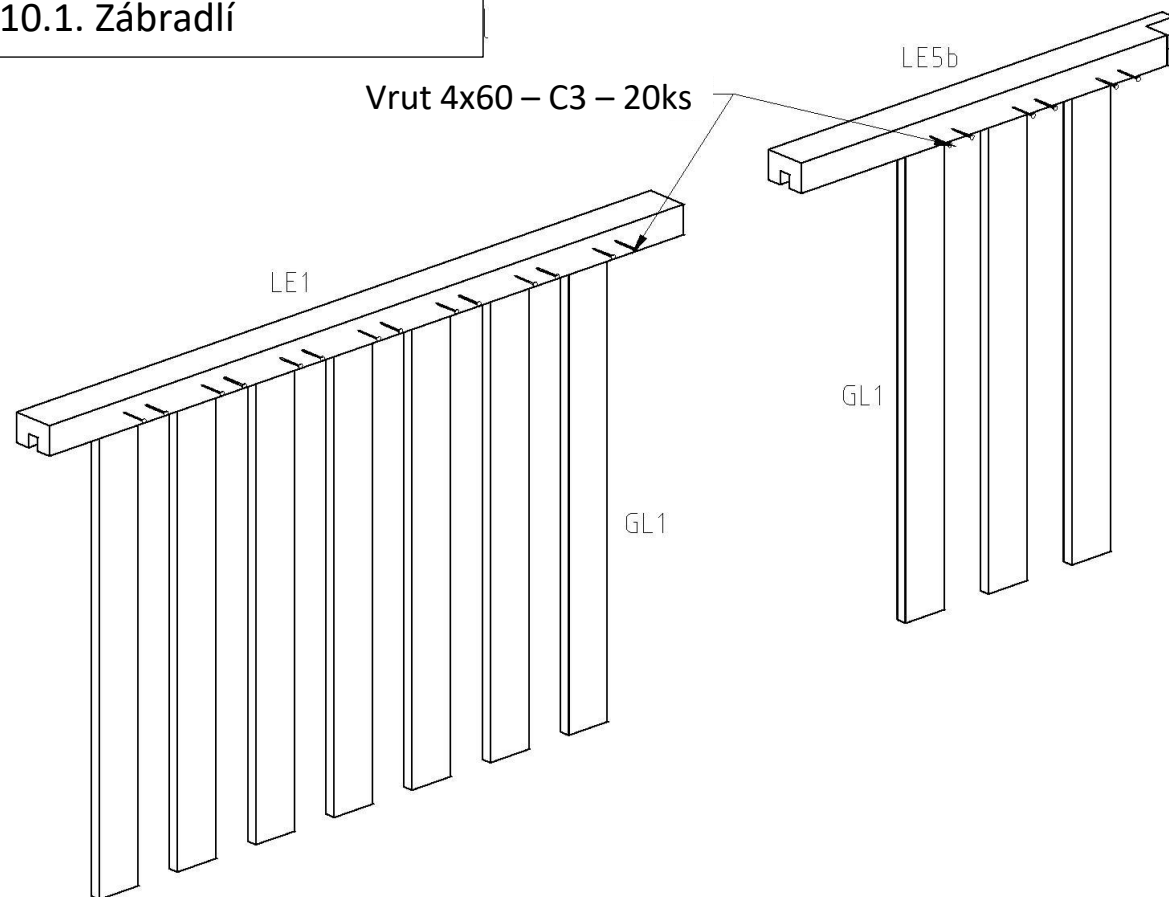
Úhelník 40x40x40 – 4ks
Vrut 3,5x40 – C3 – 32ks



Montážní návod – Voldemort 120x204-16mm

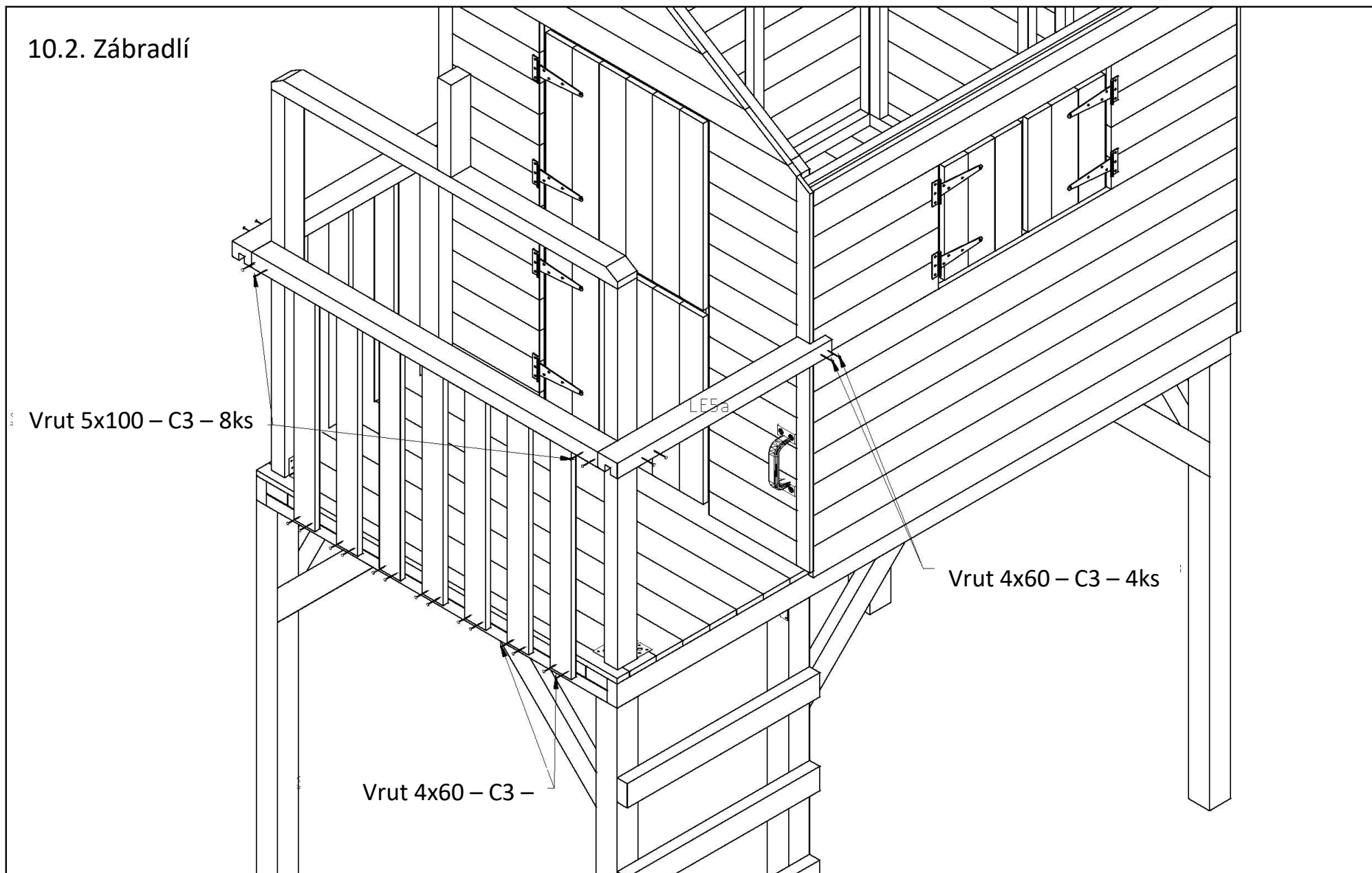
10.1. Zábradlí

Vrut 4x60 – C3 – 20ks



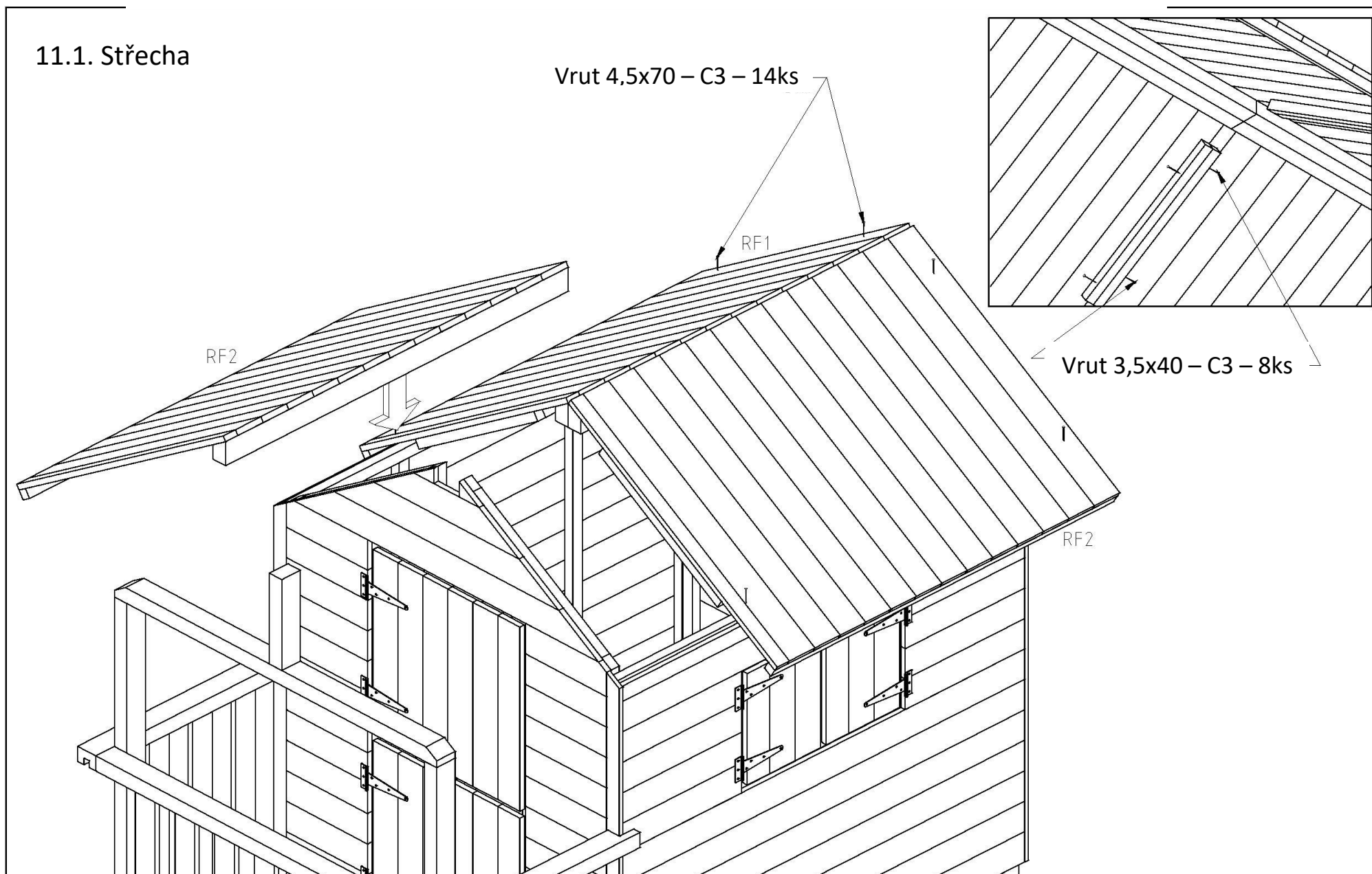
Montážní návod – Voldemort 120x204-16mm

10.2. Zábradlí



Montážní návod – Voldemort 120x204-16mm

11.1. Střecha



Montážní návod – Voldemort 120x204-16mm

11.2. Střecha

Střešní lepenkový pás

Lepenkové hřebíky
2,8x15 – 36ks

Okrasné
ukončovací lišty

Vrut 3,5x40 – C3 –
12ks

